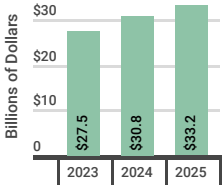


Total Sales Volume

\$33.2B

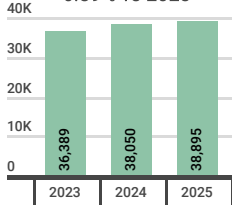
+7.85% vs 2024
+20.86% vs 2023



Sales Transactions

38,895

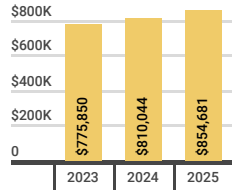
+2.22% vs 2024
+6.89% vs 2023



Average Sales Price

\$854,681

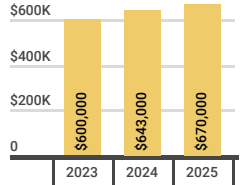
+5.51% vs 2024
+13.08% vs 2023



Median Sales Price

\$670,000

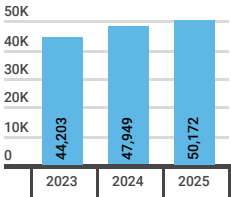
+4.20% vs 2024
+11.67% vs 2023



New Listings

50,172

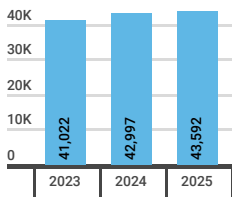
+4.64% vs 2024
+13.50% vs 2023



Under Contract

43,592

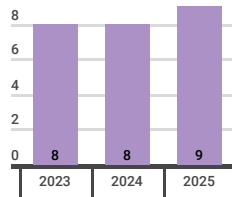
+1.38% vs 2024
+6.26% vs 2023



Median DTO

9 Days

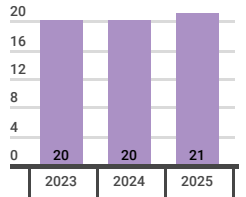
+12.50% vs 2024
and vs 2023



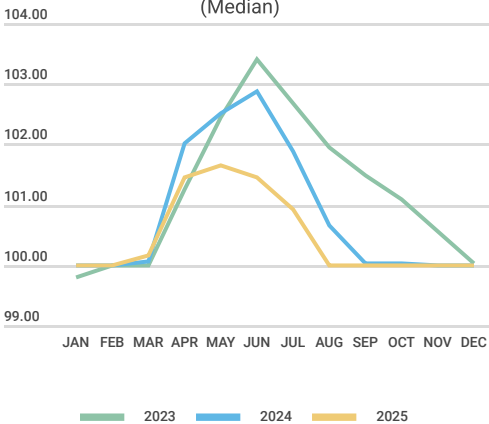
Median DOM

21 Days

+5.00% vs 2024
and vs 2023



Year-Over-Year Sale-to-List Price Ratio (Median)



Year-Over-Year Active Listing Inventory (Averaged)

